1		2	
品牌	BOYA	长丰型号	BY-DM10 UC

7			8	
修改名称	版本	变更内容	变更日期	变更担当
BY-DM10 UC说明书	V03	地址更新	2020-7-7	吴蒙蒙

BOYA

BY-DM10 UC

Digital Lavalier Microphone

数字型领夹麦

Instruction Manual

说明书

Instruction

Thank you for purchasing the BOYA BY-DM10 UC digital lavalier microphone!

The BY-DM10 UC is a new generation of professional audio solution for your Android devices, Mac or Windows system computers.

This lavalier mic helps capture clean and high quality sound during a speech, presentation, course recording etc. The build-in monitoring and sound adjusting function offer a convenience to real-time controlling. By selecting between Type-C or USB connector cable, it's compatible either with your Android portable device or any computer with USB interface.

The BY-DM10 UC can support below equipment:

- All kinds Android devices with Type-C interface
- Mac system computer with standard USB interface
- Windows system computer with standard USB interface

Main features

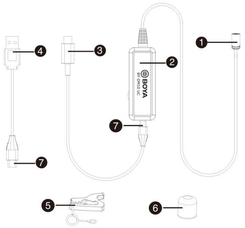

① Omnidirectional mic
② Analog to digital conversion circuitry
③ Type-C connector
④ Standard USB connector
⑤ Clothing clip
⑥ Foam windscreen
⑦ Type-C connector

Features

- Omnidirectional clip-on microphone
- For Android devices and most USB interface computer
- Detachable Type-C and USB cable included for option
- 3.5mm earphone output for playback monitoring
- Sound gain adjustable
- All metal construction
- 6m (20ft) cable fits various using conditions

Package contents

- Digital lavalier microphone
- Foam windscreen
- Clothing clip
- Type-C connector cable
- USB connector cable
- Carrying bag
- User guide

Operations

1. Install clip and wind screen

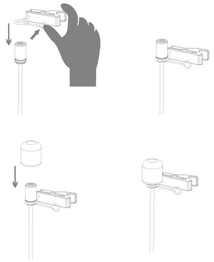

* The clip is installed before leaving factory.

2. Mounting the microphone to your Clothing

- Attach the microphone to the front of your clothing with the clothing clip, about 20cm (8 inches) from your face.
  1) Attach the microphone upside down to reduce excessive breath noises and tonal inconsistencies due to head movements.
  2) It is recommended that you use the foam wind screen at all times to avoid wind noise, even when recording inside.

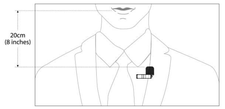

3. Connect Type-C port to main body of BY-DM10 UC

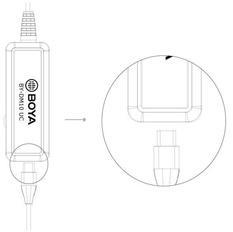

4. Connect BY-DM10 UC to Android or USB port of your device

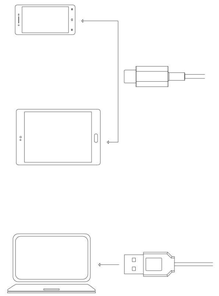

5. Optimal setting for Windows System computer

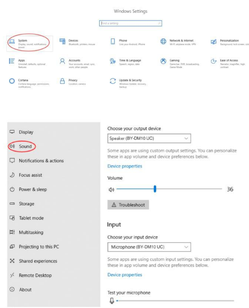

6. Optimal setting for Apple System computer

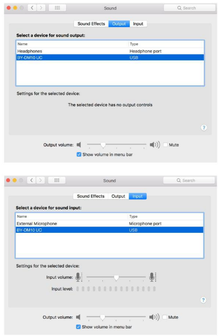

Tips and notes:

1. If there's difference between computer and instruction, please refer to actual condition.
2. Some recording Apps are specially for their own devices and may not compatible with BY-DM10 UC. You need download third-party compatible recording App.
3. If your device cannot recognize BY-DM10 UC, please try disconnect and reconnect again.

Specifications:

Sensitivity:	-42+/-3dB(0dB=1V/Pa,at 1KHz)
Signal to Noise Ratio:	76dB or more
Frequency Response:	40Hz-20kHz
Sampling Frequency:	44.1 kHz/48 kHz/96 kHz
Bitrate:	16Bit / 24Bit
Cable Length:	6.0m(20ft)
Power requirement:	Powered from the device

感谢您选择BOYA!

BY-DM10 UC为安卓，Mac，Windows系统设备提供专业音频解决方案。领夹麦能有效收录清晰高质量的声音，适用于演讲,访谈,课程录制等场景。内置监听和声音调节功能，方便实现实时控制。包装配置了可拆卸的Type-C和USB音频输出线,适用于Type-C接口的安卓设备或USB接口的电脑。

BY-DM10 UC可以支持以下设备:
– 所有Type-C接口的安卓设备
– 有标准USB接口的Mac系统电脑
– 有标准USB接口的Windows系统电脑

包装内容

- 数字型领夹麦
- 防风棉
- 领夹
- Type-C接口
- USB接口
- 收纳包
- 用户指南

包装结构

1. 全向型领夹麦
2. 模拟数字转换电路
3. Type-C接口
4. 标准USB接口
5. 领夹
6. 防风棉
7. Type-C接口

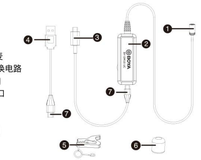

操作

* 在出厂之前，领夹已安装好。

1. 安装领夹(若重新安装领夹，请按照以下步骤)和防风棉。

2. 把麦克夹在衣服上

把麦克风夹在衣服上面，离你的脸上大约20厘米

1) 将麦克风上下颠倒，可以减少由于头部移动和呼吸引起的噪声。
2) 建议您随时使用防风棉，以避免风噪，即使在室内录音时也保持使用。

3. 将数据线Type-C接口端连接到BY-DM10 UC上

4. 将BY-DM10 UC连接到你的设备上

5. windows系统的电脑设置操作

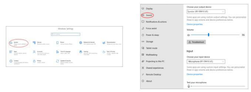

6. 苹果系统的电脑设置操作

提示和注释:
1. 如果你的电脑和指示操作存在差异，请参考实际情况。
2. 有些iOS录音app是专门为他们自己产品开发的，可能不兼容BY-DM10 UC。你需要下载第三方兼容的录音app。
3.如果您的设备不能识别BY-DM10 UC，请尝试断开并重新连接。

特点

- 全方位的麦克风
- 安卓设备和大多数USB接口计算机
- 可拆卸的Type-C和USB接口音频线
- 3.5mm耳机回放监控孔
- 声音增益功能
- 全金属结构
- 6米线长

参数

灵敏度	-42+/-3dB(0dB=1V/Pa,at 1KHz)
信噪比	大于76dB
频率响应	40Hz-20kHz
采样率	44.1 kHz/48 kHz/96 kHz
比特率	16Bit / 24Bit
线长	6.0m
电源要求	外接设备供电

www.boya-mic.com

SHENZHEN JIAYZ PHOTO INDUSTRIAL., LTD.

The BOYA logo is a trademark which is registered and owned by Shenzhen Jiayz Photo Industrial., Ltd.
COPY RIGHT 2010-2020

深圳市长丰影像器材有限公司
地址:广东省深圳市龙华区观澜街道大富社区硅谷动力智能终端产业园A16栋
TEL: 400 6131096
Email: sales@boya-mic.com
www.boya-mic.com / www.jiayz.com