



FS-CV

Camera Compatibility



The Direct To Edit Advantage

With the FS-CV Portable DTE Recorder, you'll go from acquisition to editing with unparalleled speed, efficiency, and reliability. By combining DTE Technology® with advanced caching, the FS-CV ensures that you never miss an important shot or lose critical footage. And best of all, your footage is ready to edit instantly.

High-Capacity Hard Drive

Rugged, shock resistant, and extremely power efficient, the FS-CV features a 100GB hard disk. Using the Universal Disk Format (UDF) to write files, the FS-CV saves long recordings (up to 1.5 hours) as a single clip (instead of a series of individual clips), making it much faster and easier to manage clips in post-production.

Hard Drive	100GB
DV	7.5 hours
HDV 1080i	7.5 hours
HDV 720p	10 hours

Defining a new class of DTE recording, the FS-CV Portable DTE Recorder weighs only twelve ounces, brings Direct To Edit® recording technology to your Canon HDV or DV handheld camcorder, and enables you to add custom metadata while you're recording.

Focus FS-CV Portable DTE Recorder

Go from Acquisition to Editing in One Step

Featuring a backlit color display, an easy-to-use menu system, a 100GB hard drive, and a removable, rechargeable battery, the Focus FS-CV is the perfect DTE companion for your Canon HDV or DV camcorder. Audio, video, timecode, and control information is passed through a single FireWire cable, allowing you to record to disk or to disk and tape simultaneously.

Designed for use in even the roughest conditions, the FS-CV includes a 10-second electronic shock cache to ensure that you never lose footage. Advanced features such as time lapse (DV mode only), retro disk recording, scene marking, and clip categorization make the FS-CV Portable DTE Recorder the perfect companion for handheld shoots. When recording is complete, your footage is ready to edit instantly—no capturing, file transfer, or file conversion is required.

Assign Custom Metadata on the Fly

With the FS-CV, you can personalize and optimize workflow—while you shoot. With your wireless handheld device or laptop, you can access the FS-CV through a browser, define metadata, and assign it to video while you're recording, eliminating the need to tag footage when the shoot is over. During postproduction, simply transfer clips—complete with metadata—from the FS-CV to your NLE system or Focus PX Media Server. All of the information that you assigned during the shoot goes with the clips, saving you hours or even days of logging time.

Count On the FS-CV to Deliver

Powerful, Flexible, and Easy to Use

- Record a wide range of HDV and DV formats
- Navigate quickly and easily using the intuitive menu structure

Perfect for Long Recordings

- Record up to 10 hours of HDV video at a time
- Record up to 1.5 hours of HDV or DV video as a single clip; a new clip is automatically created when the end of the current clip is reached
- Take advantage of up to three hours of recording time from the standard-capacity battery

Equipped for Connectivity

- Connect to a wired¹ or wireless² network via the USB 2.0 port and transfer clips from the FS-CV to your NLE system or Focus PX Media Server
- Assign metadata to footage while it's being recorded² using the FS-CV browser-based interface and your wireless handheld device or laptop

Quiet, Power-Efficient Operation

Enjoy the quiet operation of the FS-CV, made possible by its energy-efficient hard drive that does not require a fan

¹ Requires an Ethernet-to-USB adapter (sold separately)
² Requires an 802.11 dongle (sold separately)

Recording Modes

HDV Recording Modes

.m2t 720p 24/25/30/50/60
.m2t 1080i 50/60
MXF HDV (720p 30)
MXF HDV (1080i 50/60)
QuickTime 1080i 50/60/24F/25F/30F
QuickTime 720p 30

DV Recording Modes

AVI Type 1	MXF
AVI Type 2	Pinnacle AVI
AVI Type 2 24p	QuickTime
Canopus AVI	QuickTime 24p
Matrox AVI	RawDV

Native MXF HDV Support

With the FS-CV, you can record native MXF HDV 720p 30 and 1080i 50/60 clips and import them into Avid Xpress Pro, Avid Media Composer, or Avid NewsCutter for editing.

Native QuickTime HDV Support

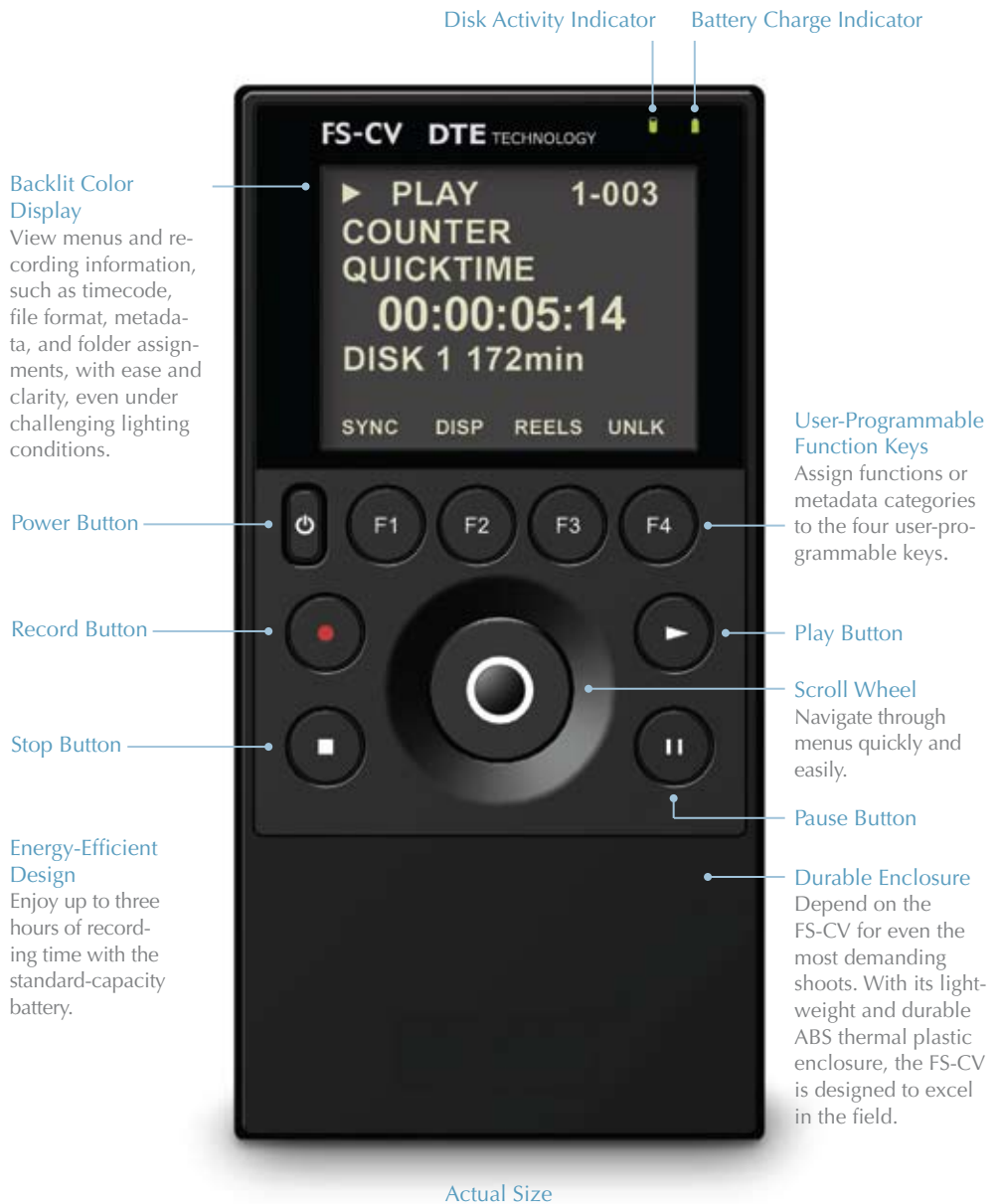
With the FS-CV, you can record 1080i 50/60/24F/25F/30F or 720p 30 clips as native QuickTime HDV. The FS-CV extracts and decodes the audio from the incoming HDV stream, and wraps it as a QuickTime HDV file. When recording is complete, your QuickTime HDV file can be imported directly into Final Cut Pro—no capture or conversion is required.

NLE System Compatibility

Because the FS-CV is capable of recording video in a wide range of formats, it's compatible with a large number of nonlinear editing systems. To review the complete list of DTE-compatible NLE software, please visit www.focusinfo.com.

Engineered for Portability, Durability, and Ease of Use

Only 2.75 inches wide, 5.4 inches high, and 1.25 inches deep, the FS-CV packs a wealth of functionality into a sleek and durable package that weighs only twelve ounces. Crafted from the inside out to meet the reliability and quality standards that video professionals demand, the FS-CV is designed to deliver great results under even the most challenging shooting conditions.



Designed to Transform Workflow at the Recording Stage

Not only does the FS-CV enable you to go straight from shooting to editing by recording video in the NLE-compatible file format of your choice, but it allows you to add custom metadata to footage while you're recording. With three simple steps, you can define metadata fields for your shoot, add metadata tags to footage while its recording, and transfer edit-ready clips to your NLE system or Focus PX Media Server, complete with camera-generated and custom-defined metadata. This simple three-step process dramatically streamlines workflow and saves numerous hours typically spent reviewing, logging, and tagging footage after it's shot.

1

CREATE METADATA TEMPLATE

With your wired or wireless laptop or handheld device, access the FS-CV through its browser-based interface, define metadata categories and fields, and save them as a template on the FS-CV.

2

TAG MEDIA ON THE FLY

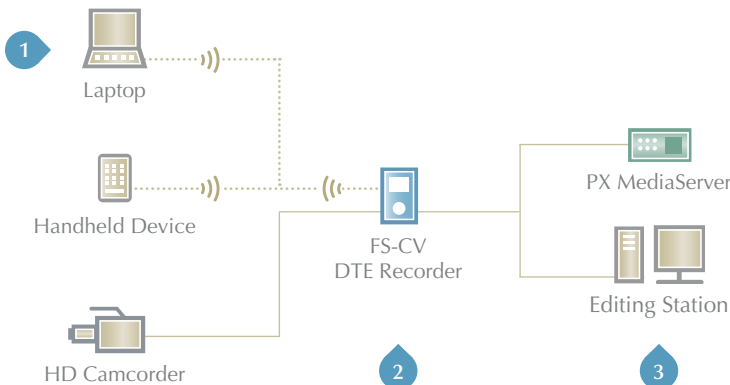
When you're ready to shoot, access the metadata template on the FS-CV from the browser on your laptop or handheld device and assign metadata as you record. Use the metadata fields in your template or create new metadata tags on the fly.

3

TRANSFER AND ORGANIZE

After the shoot, transfer clips from the FS-CV to your NLE system or to the PX Media Server. Custom metadata is transferred with your footage, making it simple to search for and organize clips.

With a wireless laptop or handheld device, you can access the FS-CV through a browser, define metadata, and assign it to video while you're recording.




Record video, complete with camera-generated metadata and user-defined metadata received through a wireless connection (optional 802.11 dongle required).

When your recording is complete, simply transfer the clips to your media server or editing station—no file conversion is required. Clips are ready to edit instantly.

Connectivity

With its FireWire/iLINK, GPI/RS-232, and USB 2.0 ports, the FS-CV easily connects to your camera, a remote control unit, or your wired network. For wireless connectivity, simply plug the optional 802.11 dongle into the USB 2.0 port and use your wireless PDA or laptop to send custom metadata to the FS-CV while your footage is recording.



Top Panel
(75% of Actual Size)

Control Modes

External	GPI/External Remote
Local	

Timecode Modes

External (Camera)	Record Run
Free Run	Regen

Special Recording Modes

Retro-Cache	Snap ¹
Retro-Disk	Time Lapse ¹

Disk Utilities

Format	Repair Clip
Delete Clip	Repair Disk

¹ DV recording mode only

Consider the Focus PX Media Server

The ideal way to archive, organize, and access your entire library of media assets, the PX Media Server includes a convenient browser-based interface that provides immediate access to audio, video, images, and text-based data from any location. Additional features include online and offline usage, picture-to-clip extract, multi-client support, access rights management, and NLE format compatibility via the FS DV Conversion Suite.

Support

When you purchase video production solutions from Focus Enhancements, you not only receive reliable products that deliver superior performance every day, you also receive unconditional service and support from a team of seasoned video professionals. All products are backed by comprehensive warranties and optional support contracts that cover installation, training, 24/7 phone support, and priority parts replacement.

Consultation

With extensive experience in designing, configuring, and integrating video production solutions for leading companies around the world, the Focus team can help you select the right products for your business. If you have special requirements, solution consultation services are available.

Technical Specifications

MODEL	FS-CV
Display	2.5-inch (diagonal) color TFT LCD display; 320- by 240-pixel resolution
Input/Outputs	DV I/O: 25 Mbps HDV I/O: MPEG-2 transport stream (19.8 or 25 Mbps) Computer I/F: USB 2.0 (up to 480 Mbps) (1 x USB-A female); Video I/O: 1 x 6-pin IEEE-1394 (FireWire/i.LINK); GPI and RS-232C control (1 x 3.5mm minijack)
Audio	DV input: Embedded 2-channel (48 kHz, 16-bit) or 4-channel (32 kHz, 12-bit) Note: 4-channel (12-bit, 32 kHz) audio is supported only in DTE Technology with RawDV file format HDV input: Embedded MPEG-1 Audio Layer II
Video (DV)	25 Mbps; 8-bit 4:1:1 (NTSC-DV) or 4:2:0 (PAL-DV) (model dependent)
Video (HDV)	MPEG-2 (MP@H-14) 720p (8-bit, 19.7 Mbps) or 1080i (8-bit, 25 Mbps)
Timecode	DV embedded timecode (drop or nondrop)
DTE Formats (SD)	AVI Type 1, AVI Type 2, AVI Type 2 24p, Canopus AVI, Matrox AVI, MXF, QuickTime, QuickTime 24p, RawDV
DTE Formats (HD)	.m2t HDV (720p 24/25/30/50/60, 1080i 50/60), MXF HDV (720p 30, 1080i 50/60), QuickTime HDV (720p 30, 1080i 50/60/24F/25F/30F)
Disk	1.8" 100GB
Disk Speed	4200 RPM; 8MB cache
Disk Format	UDF (Universal Disk Format) or FAT32
Networking	USB 802.11 dongle (optional) or USB Ethernet adapter (optional)
OS Compatibility	Windows XP; Mac OS X
Power Adapter	11-18V DC; minijack power connector
Battery	Custom removable Li-ion rechargeable battery
Battery Capacity ¹	Standard-capacity battery (180 minutes)
Dimensions	2.75" wide by 5.4" high by 1.25" deep (70mm x 137mm x 32mm)
Weight	12 oz. (0.34 kg)
Compliance	CE, C-Tick, FCC, and RoHS
Warranty	1 year
Accessories Included	Standard-capacity Li-ion rechargeable battery (180 minutes), 4- to 6-pin FireWire cable, 6- to 6-pin FireWire cable, USB A-to-A cable
Optional Accessories	Standard-capacity Li-ion rechargeable battery (180 minutes)

¹ Estimated recording time

Corporate Headquarters

Focus Enhancements
1370 Dell Avenue
Campbell, CA 95008
P 800 338 3348 (toll free)
P 408 866 8300
F 408 866 4859
E sales@focusinfo.com
E asiapac@focusinfo.com

European Headquarters

COMO Computer & Motion GmbH
A Focus Enhancements Company
Lise-Meitner-Str.15
24223 Schwentimental
Germany
P +49 4307 8358 0
F +49 4307 8358 99
E emea@focusinfo.com

©2008. Focus Enhancements, Inc. Specifications are subject to change. All brand and product names are trademarks of their respective companies. MANL-1149-01 9/08